











<p align="center">HOLDEN GARDEN CLUB</p>  <p>Snow-on-the-Mountain Euphorbia Flower: White and green Blooms: late summer/early fall H: 12"/ spreading groundcover Full Sun/ Part Shade</p>	<p align="center">HOLDEN GARDEN CLUB</p>  <p>Snow-on-the-Mountain Euphorbia Flower: White and green Blooms: late summer/early fall H: 12"/ spreading groundcover Full Sun/ Part Shade</p>
<p align="center">HOLDEN GARDEN CLUB</p>  <p>Snow-on-the-Mountain Euphorbia Flower: White and green Blooms: late summer/early fall H: 12"/ spreading groundcover Full Sun/ Part Shade</p>	<p align="center">HOLDEN GARDEN CLUB</p>  <p>Snow-on-the-Mountain Euphorbia Flower: White and green Blooms: late summer/early fall H: 12"/ spreading groundcover Full Sun/ Part Shade</p>
<p align="center">HOLDEN GARDEN CLUB</p>  <p>Snow-on-the-Mountain Euphorbia Flower: White and green Blooms: late summer/early fall H: 12"/ spreading groundcover Full Sun/ Part Shade</p>	<p align="center">HOLDEN GARDEN CLUB</p>  <p>Snow-on-the-Mountain Euphorbia Flower: White and green Blooms: late summer/early fall H: 12"/ spreading groundcover Full Sun/ Part Shade</p>
<p align="center">HOLDEN GARDEN CLUB</p>  <p>Snow-on-the-Mountain Euphorbia Flower: White and green Blooms: late summer/early fall H: 12"/ spreading groundcover Full Sun/ Part Shade</p>	<p align="center">HOLDEN GARDEN CLUB</p>  <p>Snow-on-the-Mountain Euphorbia Flower: White and green Blooms: late summer/early fall H: 12"/ spreading groundcover Full Sun/ Part Shade</p>
<p align="center">HOLDEN GARDEN CLUB</p>  <p>Snow-on-the-Mountain Euphorbia Flower: White and green Blooms: late summer/early fall H: 12"/ spreading groundcover Full Sun/ Part Shade</p>	<p align="center">HOLDEN GARDEN CLUB</p>  <p>Snow-on-the-Mountain Euphorbia Flower: White and green Blooms: late summer/early fall H: 12"/ spreading groundcover Full Sun/ Part Shade</p>

The word "Flower" on the label is followed by the most common possible colors of the flower. It may be necessary to modify the label to fit your plant. For example, if the plant you are giving to the HGC plant sale has a white flower and the label picture shows a blue flower, then circle "white" or write in "white" on the label as appropriate. Then, if there are any other colors listed, cross out the remaining colors. If there is no flower, the word "Flower" will not appear on label.